

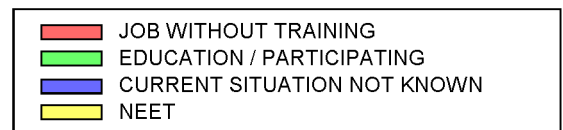
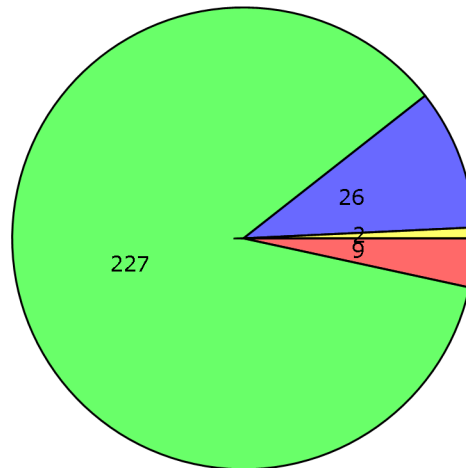
Current Activity of 2014 Year 11 Leavers from Gillingham School

Report details show number of face to face Interventions during time in Compulsory Education

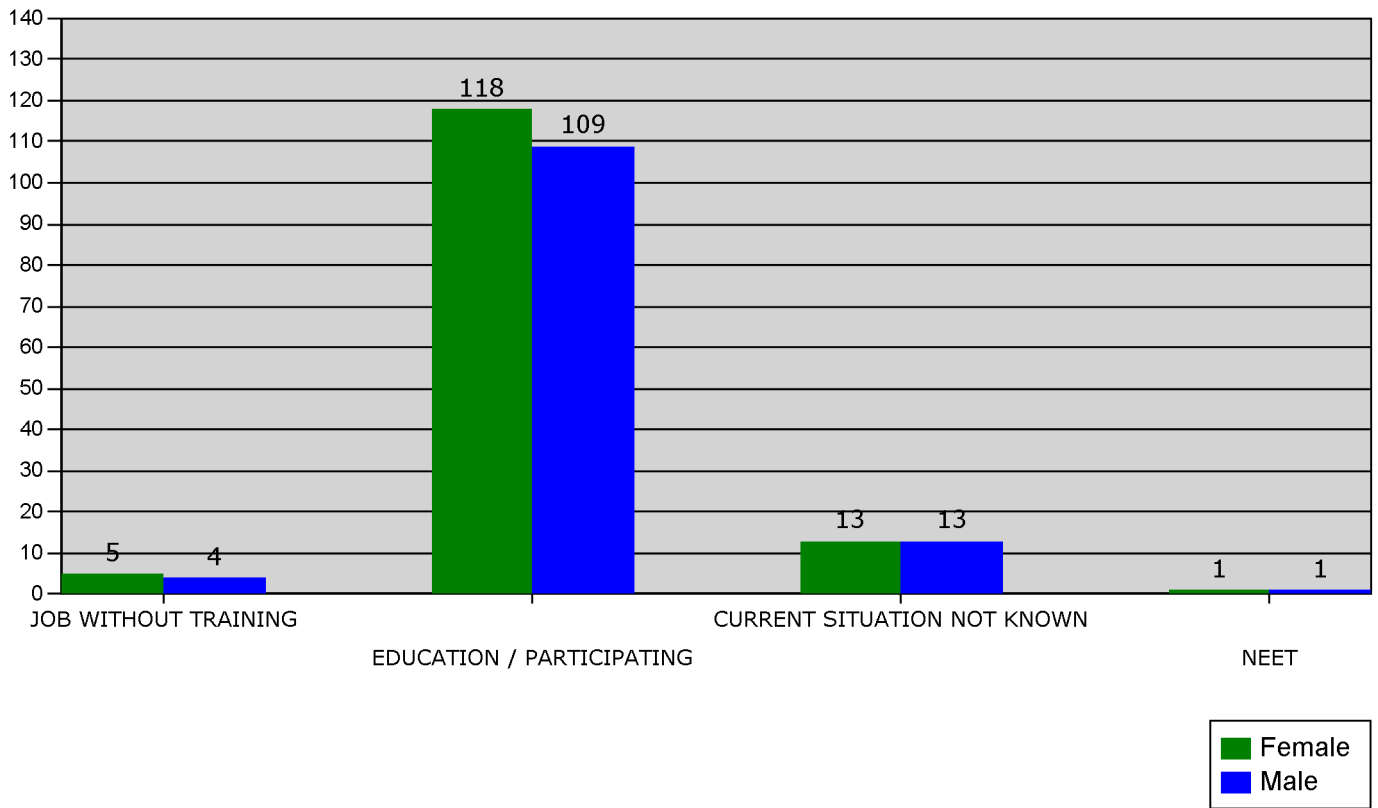


	No.	% of Total
JOB WITHOUT TRAINING	9	3 %
Permanent Employment with Certified Training not OFQUAL	6	
Permanent Employment with No Training	3	
EDUCATION / PARTICIPATING	227	86 %
Full Time Education	208	
Apprenticeship	17	
Permanent Employment with OFQUAL Training/PT Study	2	
NEET	2	1 %
NEET Available to Labour Market	2	
CURRENT SITUATION NOT KNOWN	26	10 %
Cannot be contacted	4	
Expired - Full Time Education	16	
Expired - Apprenticeship	2	
Expired - NEET Not Available to Labour Market	1	
Expired - Permanent Employment with No Training	1	
Expired - Permanent Employment with Certified Training not OFQUAL	1	
Expired - NEET Available to Labour Market	1	
TOTAL	264	

Current Broad Activity of 2014 Year 11 Leavers



Current Broad Activity of 2014 Year 11 Leavers - Gender Breakdown



<u>JOB WITHOUT TRAINING</u>	<u>9</u>
Permanent Employment with Certified Training not OFQUAL	6
Permanent Employment with No Training	3
<u>EDUCATION / PARTICIPATING</u>	<u>227</u>
Full Time Education	208
Apprenticeship	17
Permanent Employment with OFQUAL Training/PT Study	2
<u>NEET</u>	<u>2</u>
NEET Available to Labour Market	2
<u>CURRENT SITUATION NOT KNOWN</u>	<u>26</u>
Cannot be contacted	4
Expired - Full Time Education	16
Expired - Apprenticeship	2
Expired - NEET Not Available to Labour Market	1
Expired - Permanent Employment with No Training	1
Expired - Permanent Employment with Certified Training not OFQ	1
Expired - NEET Available to Labour Market	1